


ISP 27

The SP27 is a dynamic and innovative luxury day cruiser. With aggressive lines, the hull convey a sense of power and grace: a avant-garde design, with a surprising versatility. The distribution of the spaces flow harmoniously through the center of the boat and the cockpit is the true heart of this yacht: an elegant, and surprisingly spacious area with functional solutions that offers maximum freedom to those on board. A large center table gathers all family and friends with the pilot and co-pilot swivel chairs system that can turn towards the sofas to create an extension of the entertainment area. Inside the cabin there is a small sink and restroom.




RETAIL PRICE

70 000€












TECHNICAL SPECIFICATIONS

Overall lenght (excl. Engine)	7,99 m (26ft 2in)	Construction	GRP
Beam	2,42 m (7ft 11in)	Classification	B - Offshore C - Coastal
Height (Waterline to Window)	1,66 m (5ft 5in)	Max speed range	20-52 kts
Height (Waterline to T-Top)	2,34 m (7ft 8in)	Outboard petrol engine	175-600 hp
Draft to propeller	0,642 m (2ft 1in)	Inboard electric engine	50-150 hp
Weight (excl. Engine)	1630 kg	Fuel consumption, cruise	2l / nm (300hp at 30 knots)
Passengers	B - 6 persons C - 9 persons	Hull design	Fast planning hull
Berths	2 persons cabin with bathroom		

This specifications may be changed without notice. Performance may vary due to equipment, weather and load conditions.



STANDARD FEATURES

Boat color	Fabric color	Deck	Hull and deck	Lay-out and seating
 Black	 Anthracite	 Boat color	Composite GRP sandwich hull for lightness and durability. External paint scheme can be applied according to customer needs. Polycarbonate bullet proof windshield.	Adjustable seating arrangement for 10. Sun lounge area with room for 4. Swivel seats for max versatility. Spacious cabin with toilet and sink.
 White	 White	 Cork (optional)	12v service battery	Ipad
 Grey	 Camel	 Teak (optional)	Hydraulic steering	Interior cabin
 Bordeaux			Bench, fiberglass table, sun lounge	Navigation lights
 Navy blue			Depth sensor	Shower
			Stairs	Trim tabs
			Dashboard with analog compass	
			Dashboard	Electrics
			Ergonomic modern dashboard with Ipad connectivity, allows to stream music, videos while maintaining total control on vessel inputs.	Integrated to Apple environment. Automated lights, music and opening hatches.
				Motorizations
				Electric power from 50hp to 300hp, inboard and outboard solutions powered by BMW. 20kw battery packs, possibility to install up to 60kw. Petrol outboard from 150hp to 600hp Mercury motors.



OPTIONAL EQUIPMENT

MOTORIZATIONS	Qt	MOTORIZATIONS EXTRAS	
Outboard petrol engine Mercury:		Mercury upgrade package, Active Trim, VV Mobile, TDS	1 530€
Mercury Verado 175Hp*	1	Bow thruster 3.5kw	3 440€
Mercury Verado 300Hp*	1	Dual motor pre-rigging	3 700€
Electric inboard Torqeedo:		*Includes 400l gasoline tank, standard control, hydraulic steering	
2x cruise 10 FP (20kw battery)	1		
Deep blue 50i (40Kwh battery)	1	AUDIO	
Deep Blue 100i 2500 (2x40Kwh battery)	1	Premium audio	700€
		5v Ipad charger	35€
		Audio improvement to B&G	3 000€
BASIC		Interior TV	600€
Electric toilet with macerator + 100l black water tank	2 000€	ELECTRIC	
100l clean water tank	160€	Led lights	200€
Black water macerator	350€	12v charger	300€
EXTRA		Underwater lighting	2 500€
Electric anchor	3 500€	Flexible solar panel 140w	1 000€
Cover	1 200€	Shore power 230v	1 400€
Sunsail	1 600€	Inverter 220v 5000w + large battery pack	3 000€
Flag pole	150€	NAVIGATION	
Table in teak	700€	Garmin autopilot	2 600€
Bench with refrigerator	1 300€	Simrad Radar Halo20+	2 350€
Rigid T-top	6 000€	Simrad VHF	1 090€
Wakeboard support*	1 300€	GPSMAP 1222 TOUCH 12*	2 900€
Wakeboard fixation*	800€	GPSMAP 1022 TOUCH 10*	2 300€
Teak/ cork deck	4000€		
*Needs T-top			